






The Complete Recorder Resource: Level 1 Counting Music

By Denise Gagne
Published by Themes and Variations




Counting Music

The table below shows most of the notes you will be using in this recorder method. It tells the name of the note, a rhythm name that you can call it, and how many beats the note will get in 4/4 time.

Quarter note		(ta)	1 beat
Pair of eighth notes		(ti-ti)	together = 1 beat
Half note		(too-oo)	2 beats
Dotted half note		(three-ee-ee)	3 beats
Whole note		(fo-o-o-our)	4 beats



Counting Music

A rest is a silent beat. The table below shows most of the rests you will be using in the recorder method. It tells the name of the rest, a rhythm name that you can call it, and how many beats the rest will get in 4/4 time.



Quarter rest		(sh)	1 beat
Half rest		(re-est)	2 beats
Whole rest		(re-e-e-est)	4 beats

Practice Counting Music

Tell how many beats each note or rest is held for:

1.  ___ beat(s) 5.  ___ beat(s)



2.  ___ beat(s) 6.  ___ beat(s)

3.  ___ beat(s) 7.  ___ beat(s)



4.  ___ beat(s) 8.  ___ beat(s)

Practice Counting Music

Tell how many beats each note or rest is held for:

1.  1 beat(s) 5.  2 beat(s)

2.  1 beat(s) 6.  3 beat(s)

3.  4 beat(s) 7.  1 beat(s)

4.  2 beat(s) 8.  4 beat(s)

Answer

Measures or Bars

Music is divided into short sections called measures or bars. The measures are marked off by bar lines. There is a double bar line at the end of each piece of music.

